




BEC Solution Group

BOMAR company is a member of the BEC Group, consisting of BOMAR sawing technology company, ExactCut high performance circular saws and CTM drilling solutions. We would like to introduce ourselves as your new partner for all products in the group.



Ergonomic



www.bomar.cz


Ergonomic 320.258 DG

Ergonomic 340.278 DG

A gravity bandsaw with a robust cast-iron arm and 27 mm high saw band. The machine is equipped with a large rotary table, which is a good basis for processing short pieces of material. Table synchronously rotated with the arm and so there is no initial cut of the belt to the underlying surface. The excellent output of the machine and long lifetime of the band result from these features: a saw band precision guide, an arm joint laid in preloaded tapered bearings, and synchronous running brush for chips removal. Band downfeed is ensured by the arm's self-weight. The descending speed is regulated by a hydraulic cylinder with an overflow valve. Saw arm is after cutting the lifted by hand. The machine offers two-sided angle cuts. The basic version of the machine is equipped with a frequency converter, which provides infinitely variable belt speed ranges from 20 m/min. to 120 m/min. This significantly increases blade life and productivity of the machine.

Technical specifications

Ergonomic 320.258 DG		□	○	□	□	□
	0°	258 mm	320 x 100 mm	275 x 250 mm	250 mm	
Right	45°	210 mm	210 x 100 mm	185 x 245 mm	195 mm	
Right	60°	135 mm	135 x 100 mm	135 x 110 mm	110 mm	
Left	45°	185 mm	195 x 100 mm	150 x 250 mm	170 mm	
Working mode	manual					
Smallest sawing diameter	ø 5 mm					
Shortest length of cut-off piece	20 mm					
Saw band dimensions	2 910 x 25 (27) x 0,9 mm					
Drive	1,5 kW, 3 x 400 V, 50 Hz					
Saw band speed	20 - 120 m/min					
Machine dimensions	Length - 1 700 mm / Width - 1 480 mm / Height - 2 000 mm / Weight - 390 kg					
Ergonomic 340.278 DG		□	○	□	□	□
	0°	278 mm	340 x 100 mm	340 x 275 mm	275 mm	
Right	45°	260 mm	230 x 100 mm	230 x 255 mm	230 mm	
Right	60°	155 mm	145 x 100 mm	145 x 115 mm	115 mm	
Left	45°	205 mm	220 x 100 mm	145 x 275 mm	180 mm	
Working mode	manual					
Smallest sawing diameter	ø 5 mm					
Shortest length of cut-off piece	20 mm					
Saw band dimensions	3 125 x 25 (27) x 0,9 mm					
Drive	1,5 kW, 3 x 400 V, 50 Hz					
Saw band speed	20 - 120 m/min					
Machine dimensions	Length - 1 500 mm / Width - 1 570 mm / Height - 2 100 mm / Weight - 400 kg					



A chip brush is always driven concurrently with the speed of saw blade in order to provide an ideal cleaning effect.



Vice fast-feed ability provides a possibility of quick re-adjustment of clamping jaws according to the size of material in just a few seconds.



Hard-metal guidance of the saw band ensure high cutting accuracy.




Handlingsysteme M

With the bearing capacity up to 150 kg/m, a wide range of optional accessories, and connection pieces to BOMAR bandsaws, the M System is ideal for handling material in your workshop. Thanks to their default length of 2 and 3 m, roller tracks may be flexibly adjusted to any environment.

Sample assembly

Ergonomic 320.258 DG
Conveyors M330 with steel rollers
Conveyors M330 with steel rollers
Connection part M 330 right
Connection part M 330 left
Manual material length-stop with digital display
Fixed vertical steel rollers, 4 pcs.



The length is shown directly on the material stop, displaying a precise position in real time. The displaying system offers various options of process setting and optimization.

Optimize your sawing process

You can easily manage your material stock with new optimization software. Just save your time and money and get your material data for you. Find out more information at www.sawmanager.com

sawmanager






Ergonomic 320.258 DGH

Ergonomic 340.278 DGH

Universal semiautomatic bandsaw with a robust cast-iron arm and 27 mm high saw band. Material clamping and arm downfeed are controlled hydraulically. The material feeding is manual. The complete cutting cycle is started by pressing the Start button. After material cutting, the arm of the machine is automatically returned to the top adjustable position. Switching the machine to manual mode allows you to control all machine functions separately. Cast iron arm provide a better absorption of vibrations during cutting than the arm from a welded construction. The saw band is driven by a double-speed industrial motor and an oil-bath worm gearbox. The double-sided swivelling arm with the 45° - 60° range (at a stable position of the clamped material) and a robust vice ensures a universal use of the saw.

Technical specifications

Ergonomic 320.258 DGH

					
0°	258 mm	320 x 100 mm	275 x 250 mm	250 mm	
Right 45°	210 mm	210 x 100 mm	185 x 240 mm	195 mm	
Right 60°	135 mm	135 x 100 mm	135 x 110 mm	170 mm	
Left 45°	185 mm	195 x 100 mm	150 x 250 mm	110 mm	

Working mode	semiautomatic				
Smallest sawing diameter	ø 5 mm				
Shortest length of cut-off piece	20 mm				
Saw band dimensions	2 910 x 25 (27) x 0,9 mm				
Drive	1,5 kW, 3 x 400 V, 50 Hz				
Saw band speed	20 - 120 m/min				
Machine dimensions	Length - 1 700 mm / Width - 1 480 mm / Height - 2 000 mm / Weight - 390 kg				

Ergonomic 340.278 DGH

0°	278 mm	340 x 100 mm	340 x 275 mm	275 mm	
Right 45°	260 mm	230 x 100 mm	230 x 255 mm	230 mm	
Right 60°	155 mm	145 x 100 mm	145 x 115 mm	115 mm	
Left 45°	205 mm	220 x 100 mm	145 x 275 mm	180 mm	


Working mode	semiautomatic				
Smallest sawing diameter	ø 5 mm				
Shortest length of cut-off piece	20 mm				
Saw band dimensions	3 125 x 25 (27) x 0,9 mm				
Drive	1,5 kW, 3 x 400 V, 50 Hz				
Saw band speed	20 - 120 m/min				
Machine dimensions	Length - 1 500 mm / Width - 1 570 mm / Height - 2 100 mm / Weight - 400 kg				



A chip brush is always driven concurrently with the speed of saw blade in order to provide an ideal cleaning effect.



Vice fast-feed ability provides a possibility of quick re-adjustment of clamping jaws according to the size of material in just a few seconds.



Handlingsysteme M

With the bearing capacity up to 150 kg/m, a wide range of optional accessories, and connection pieces to BOMAR bandsaws, the M System is ideal for handling material in your workshop. Thanks to their default length of 2 and 3 m, roller tracks may be flexibly adjusted to any environment.

Sample assembly

Ergonomic 320.258 DGH
Conveyors M330 with steel rollers
Conveyors M330 with steel rollers
Connection part M 330 right
Connection part M 330 left
NC material length-stop
Fixed vertical steel rollers, 4 pcs.



CNC material length-stop MNCA

Optimize your sawing process

You can easily manage your material stock with new optimization software. Just save your time and money and get your material data for you. Find out more information at www.sawmanager.com


 sawmanager

Ergonomic 320.258 GANC Ergonomic 340.278 GANC Ergonomic 375.308 GANC

The automatic Ergonomic band saws always feature high cutting output. The new GANC series of saws fits in among them well with its cutting output and will gain you over with a series of innovative solutions. In addition to the synchronously driven chip brush and rotary control panel, the distinctive novelties of this series particularly include stepless adjustment of the saw band speed within the range of 20 to 120 m/min. Simple processes, quick cycle times and short residual pieces make this machine an ideal partner for series production. Thanks to the VisualDialog control system, operation is executed in short steps on the individual screens, and it is also possible to cut small series economically.



Technical specifications					
Ergonomic 320.258 GANC	0°	258 mm	320 x 100 mm	275 x 250 mm	250 mm
Right	45°	210 mm	210 x 100 mm	185 x 245 mm	195 mm
Right	60°	135 mm	135 x 100 mm	135 x 110 mm	110 mm
Working mode	automatic				
Smallest sawing diameter	ø 5 mm				
Shortest length of cut-off piece	150 mm				
Saw band dimensions	2 910 x 25 (27) x 0,9 mm				
Drive	1,5 kW, 3 x 400 V, 50 Hz				
Saw band speed	20 - 120 m/min				
Machine dimensions	Length - 2 050 mm / Width - 2 650 mm / Height - 1 750 mm / Weight - 650 kg				
Ergonomic 340.278 GANC	0°	278 mm	340 x 100 mm	340 x 275 mm	275 mm
Right	45°	260 mm	230 x 100 mm	230 x 255 mm	230 mm
Right	60°	155 mm	145 x 100 mm	145 x 115 mm	115 mm
Working mode	automatic				
Smallest sawing diameter	ø 5 mm				
Shortest length of cut-off piece	150 mm				
Saw band dimensions	3 125 x 25 (27) x 0,9 mm				
Drive	1,5 kW, 3 x 400 V, 50 Hz				
Saw band speed	20 - 120 m/min				
Machine dimensions	Length - 2 050 mm / Width - 2 650 mm / Height - 1 800 mm / Weight - 700 kg				
Ergonomic 375.308 GANC	0°	308 mm	375 x 100 mm	320 x 305 mm	305 mm
Right	45°	245 mm	235 x 200 mm	235 x 200 mm	200 mm
Right	60°	140 mm	160 x 95 mm	160 x 95 mm	95 mm
Working mode	automatic				
Smallest sawing diameter	ø 5 mm				
Shortest length of cut-off piece	150 mm				
Saw band dimensions	3 380 x 25 (27) x 0,9 mm				
Drive	2,2 kW, 3 x 400 V, 50 Hz				
Saw band speed	20 - 120 m/min				
Machine dimensions	Length - 2 050 mm / Width - 2 860 mm / Height - 1 900 mm / Weight - 720 kg				



The entire material feeding area is designed as a transit roll-way with embedded rollers.



The automatic cutting pressure regulation automatically adapts the cutting feed and pressure to the material. The result is higher cutting output and longer service life.

Handlungssysteme M

With the bearing capacity up to 150 kg/m, a wide range of optional accessories, and connection pieces to BOMAR bandsaws, the M System is ideal for handling material in your workshop. Thanks to their default length of 2 and 3 m, roller tracks may be flexibly adjusted to any environment.

Sample assembly

- Ergonomic 375.308 GANC
- Conveyors M330 with steel rollers
- Connection part M 330 left
- Fixed vertical steel rollers, 4 pcs.



Optimize your sawing process

You can easily manage your material stock with new optimization software. Just save your time and money and get your material data for you. Find out more information at www.sawmanager.com

