


## HACO FIBER LASERS



Fiber Lasers  
Flatbed Lasers  
Combi-lasers  
Tube Lasers




## CUTTING HEADS

### WSX Series Auto Focus Fiber Laser Cutting Head

The WSX series laser head has a strong advantage on medium power large format fiber laser cutting application, with the completely sealed internal structure of the laser head avoiding dust pollution of all optical parts.

#### Main benefits

- Applicable power from 1kw to 6kw.
- Automatic focus position adjustment.
- Focus position displayed in front.
- Completely sealed optical structure.
- Easy two-point alignment adjustment.
- Convenient change protective window.
- High efficiency of piercing.



### Precitec ProCutter Auto Focus

The newest ProCutter has further increased its performance and automation features. Faster, better and stronger than ever before, how laser cutting should be. Reliability and power capability has been perfected, up to 15 kW..

#### Main benefits

- Motorized focus position adjustment for automatic machine setup and piercing work
- Lightweight design created for fast acceleration and cutting speed
- Drift-free, fast-reacting distance measurement
- Permanent protective window monitoring
- Completely dustproof beam path with protective windows
- LED operating status display
- Output of all sensor data via Bluetooth® to APP and machine control possible
- Pressure monitoring in the nozzle area (gas cutting) and in the head

(Other brands of cutting heads are also available)



## LASER SOURCES

### It all starts at the (Fiber Laser) Source

The Fiber Laser source is a crucial component of our high performance machines. This is why HACO has chosen IPG & Raycus as their partners for the beating heart of our HFL series. Both companies have extensive experience in the R&D and production of high quality FL sources. High output, low power consumption and superior beam quality are just a few of the benefits offered by Fiber Lasers and this without breaking the bank.

#### Main benefits

- High quality light beam
- Reliability
- Ultrahigh power output
- Higher electro-optical conversion efficiency
- Compact structure
- No maintenance required
- Environment friendly
- Low power consumption
- Easy installation
- Mobile
- Durable



## CUTTING PERFORMANCE

FULL PRODUCTION CUT IPG	1 KW	1.5KW	2 KW	2.5KW	3 KW	4 KW	6 KW	8 KW	10 KW
Carbon Steel	10	12	14	16	16	20	22	25	30
Stainless Steel	4	5	6	8	8	10	16	20	25
Aluminium	2	4	6	6	8	10	12	20	25
Copper	1	2	3	3	2	4	6	10	10

MAXIMUM CUT (EDGE CUT) IPG	1 KW	1.5KW	2 KW	2.5KW	3 KW	4 KW	6 KW	8 KW	10 KW
Carbon Steel	12	14	16	20	20	22	25	30	40
Stainless Steel	6	8	8	10	10	12	20	25	35
Aluminium	3	4	8	8	8	10	14	25	35
Copper	2	3	4	4	3	6	8	12	12



## SHEET CUTTING SYSTEMS




*HFL GSU series*  
Economical sheet metal cutting

Models	3015, 4020, 6020, 6025
Laser power	1-3Kw
Multi-axes pos. speed	100m/min
Max. acceleration	1.2G
Characteristics	Cost-effective



*HFL GSH series*  
High Performance sheet metal cutting

Models	3015, 4020, 6020, 6025
Laser power	1-6Kw
Multi-axes pos. speed	170m/min
Max. acceleration	2.8G
Characteristics	High Speed & quick setup



*GNA series*  
High Performance sheet metal cutting

Models	6020, 8025, 10025, 12025
Laser power	8-20Kw
Multi-axes pos. speed	170m/min
Max. acceleration	2.8G
Characteristics	High Quality & High Performance

## COMBINED SHEET & TUBE CUTTING SYSTEMS

*HFL GSU Tube Series*



Laser power	HFL GSU-6M HFL GSE-6M	1-3Kw 4-6Kw
Sheet cutting sizes	3015, 4015, 4020, 6020	
Tube cutting	Max. 6.5m length	
Tube size range	HFL GSU-6M	◊ 15-220mm ◻ 15 x 15mm to 150 x 150mm
	HFL GSE-6M	◊ 15-220mm ◻ 15 x 15mm to 150 x 150mm
Characteristics	Digital controlles pneumatic chucks	

## CUTTING SAMPLES





## TUBE CUTTING SYSTEMS



*HFL GS6012HG*  
Small diameter  
tube cutting

Laser power	1-3Kw
Rotation speed	71 rpm
Positioning speed	60m/min
Tube size range	Max. 6.5m length $\phi$ 15 - 120mm $\square$ 15 x 15mm - 80 x 80mm
Characteristics	Digital controlled pneumatic chucks

*HFL GS6022HG*  
Economical  
tube cutting



Laser power	1-3Kw
Rotation speed	75 rpm
Positioning speed	60m/min
Tube size range	Max. 6.5m length $\phi$ 15-220mm $\square$ 15 x 15mm - 150 x 150mm
Characteristics	3 Automatic Pneumatic chucks Automatic Loading/Unloading

## BASIC TUBE CUTTING SYSTEMS

*HFL GS6022TG*  
Single Tube Manual Loading



Laser power	1-3Kw
Rotation speed	71 rpm
Multi-axes pos. speed	60m / min
Tube size range	Max. 6.5m length $\phi$ 15 - 150mm $\square$ 15 x 15mm to 150 x 150mm
Characteristics	Digital controlled pneumatic chucks



## DUST EXTRACTION AND FILTRATION

*Topsinn Dust collector control system*

### Main benefits

- Professional intelligent programming
- Remote and local can be started with one key
- Intelligent and flexible, easy to operate, strong expansion
- Parameter setting is intuitive and easy to operate
- No need for regular maintenance, lower cost



*Donaldson Filtration Solutions*

- Small, High Efficiency,
- Packaged and compact design for small footprint,
- Easy and cost effective installation
- Optional Spark Trap Down Flow Design and Oval Ultra-Web FR<sup>®</sup> Cartridge Filters with superior filtration efficiency and pulse cleaning.
- Clamping-style dust bin for easy clearing







## 50 YEARS OF IMPRESSIVE PERFORMANCES

1965 > ...



### HACO (AUSTRALIA) PTY LTD

16 Argong Chase  
Cockburn Central WA 6164  
T +61 (0)8 9456 1555  
F +61 (0)8 9456 3555

E [sales@hacoaustralia.com.au](mailto:sales@hacoaustralia.com.au)

[WWW.HACOAUSTRALIA.COM.AU](http://WWW.HACOAUSTRALIA.COM.AU)

HACOAUSTRALIA.COM.AU